

Dino RAWR!

© Cindy Rodenmayer 2010



Finished size as shown 50 x 50 inches
Block size 12 ½ inches

Yardage – based on 40 inch bolt

Cream (background) – 1 ½ yard
Sashing – ¾ yard
Border - 1 yard
Assorted Fat Quarters for Dinosaurs

Base blocks – 12 ½ inches cut 9
Border – cut 2 – 3 ½ x 44
Cut 2 – 3 ½ x 50

Sashing – 2 ½ x 12 ½
Now with the sashing,
If you want to have a different colored
square between your sashes cut
24 – 2 ½ x 12 ½ strips
16 – 2 ½ squares

If you want solid sashing cut
12 – 2 ½ x 12 ½
4 - 2 ½ x 44 ½

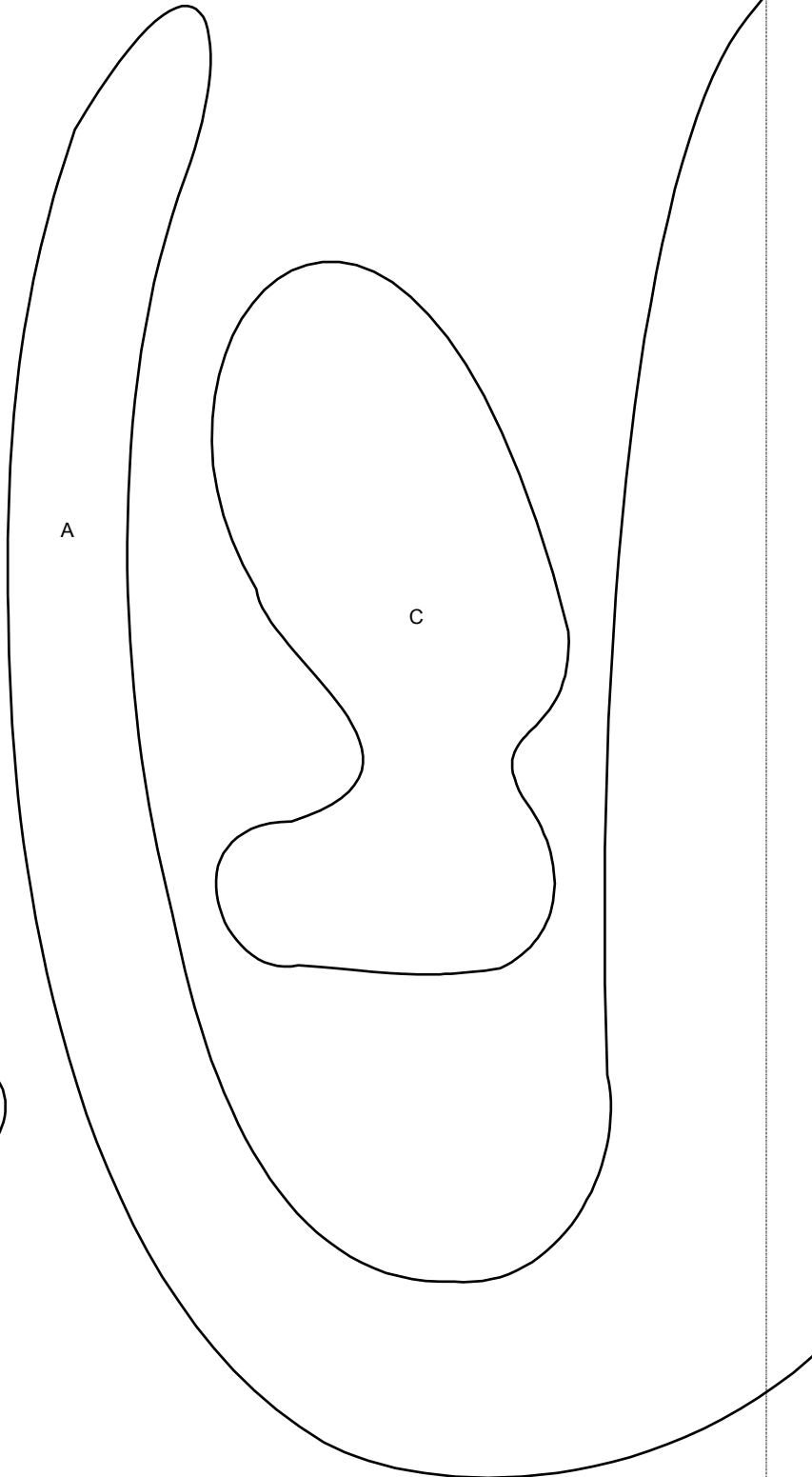
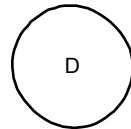
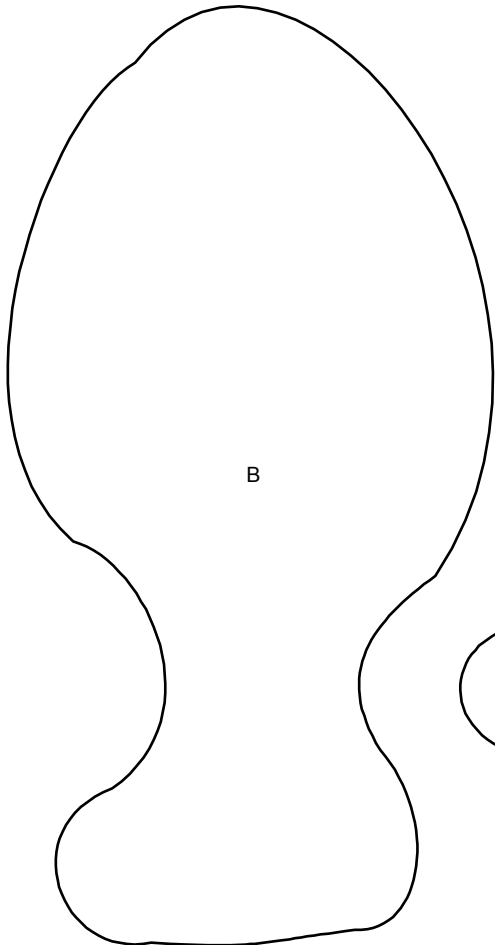
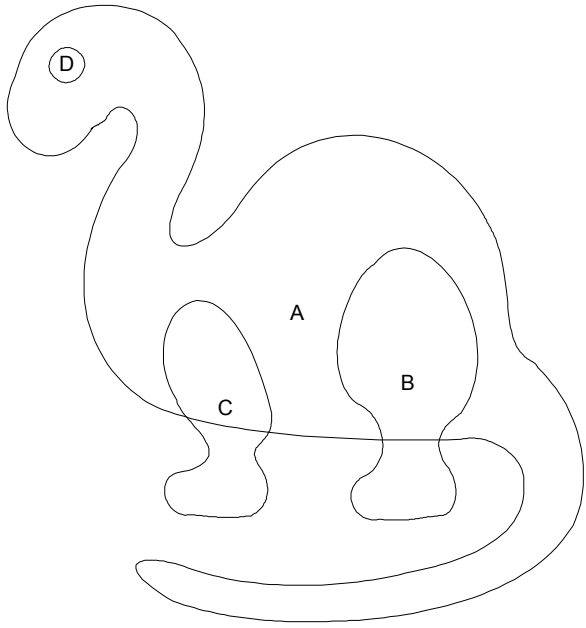
Remember to reverse your templates if you want your blocks to face the same direction as the picture


This is my original design. All rights are reserved. You are welcome to print and save this file for your personal use. You may not copy or distribute the pattern by any means, electronic or otherwise without my permission.

Sindy Rodenmayer
1341 Kynn Drive
Garland Texas, 75041
s_rodenmayer@yahoo.com

Dino #1 - Cindy Rodenmayer

Key Block (29/100 actual size)





Dino #2 - Sindy Rodenmayer

Key Block (29/100 actual size)

