

Father

© Cindy Rodenmayer 2010



Finished size will be 70 x 70 inches

This quick and easy quilt is made from two different sized blocks with the lettering appliquéd on.

When tracing your templates for the letters, be sure to REVERSE them. Otherwise your lettering will read backwards.

Yardage Estimate – based on 40 inch bolts

Center of Blocks – 2 yards
 1st Border Print – 1 yard
 2nd Border Print – 1 yard
 8 Prints – ½ yard each
 Lettering Fabric - 1 yard

1st Border Set –
 Cut 2 – 2.5 x 60.5
 Cut 2 – 2.5 x 64.5

2nd Border Set –
 Cut 2 – 3.5 x 64.5
 Cut 2 – 3.5 x 70.5

Lettering :

E – 5

F – 2

V – 2

A – 18

H – 1

O – 2

S – 1

B – 7

I – 4

P – 11

Y - 1

D – 8

T – 3

R – 5

6 Large Blocks – 30.5 x 10.5 unfinished

A – cut 6 – 10.5 x 2.5

B- cut 6 - 28.5 x 2.5

C- cut 6 – 8.5 x 2.5

D- cut 6 – 26.5 x 2.5

E- cut 6 – 26.5 x 6.5

Assemble your 6 large blocks –

Begin by sewing patch D onto patch E. Press your seams.
 Sew patch C onto the right hand side of you ED. Press.
 Sew Patch B onto your EDC. Press..
 Last sew patch A onto the left hand side of your EDCB. Press

9 Small Blocks – 20.5 x 10.5 unfinished

A- cut 9 - 10.5 x 2.5

B- cut 9 - 18.5 x 2.5

C- cut 9 - 8.5 x 2.5

D- cut 9 - 16.5 x 2.5

E- cut 9 - 16.5 x 6.5

Assemble your 9 small blocks –

Begin by sewing patch D onto patch E. Press your seams.
 Sew patch C onto the right hand side of you ED. Press.
 Sew Patch B onto your EDC. Press..
 Last sew patch A onto the left hand side of your EDCB. Press.

Now the fun part! This quilt contains 15 different ways to say Father :) It is perfectly alright to move your words around in your quilt to make it more pleasing. Reverse the lettering templates and fuse one of each words to your blocks. Then appliqué securely. Assemble your blocks into rows following the diagram below. Add borders. Then quilt in your preferred manner.

Larger Blocks :

Father - English
 Pappa - Swedish
 Vatter - German
 Babbas - Greek
 Daddy – English
 Padre - Spanish

Smaller Blocks:

Fader - Danish
 Pai - Portuguese
 Daidi - Irish
 Papa - French
 Pop - English
 Vader - Dutch
 Babbo - Italian
 Papi - Spanish
 Baa - Chinese




This is my original design. All rights are reserved. You are welcome to print and save this file for your personal use. You may not copy or distribute the pattern by any means, electronic or otherwise without my permission.

Sindy Rodenmayer
 1341 Kynn Drive
 Garland Texas, 75041
s_rodenmayer@yahoo.com

Text Templates

Key Block (8/50 actual size)

F P B D V a t h e r p i d s b



D d

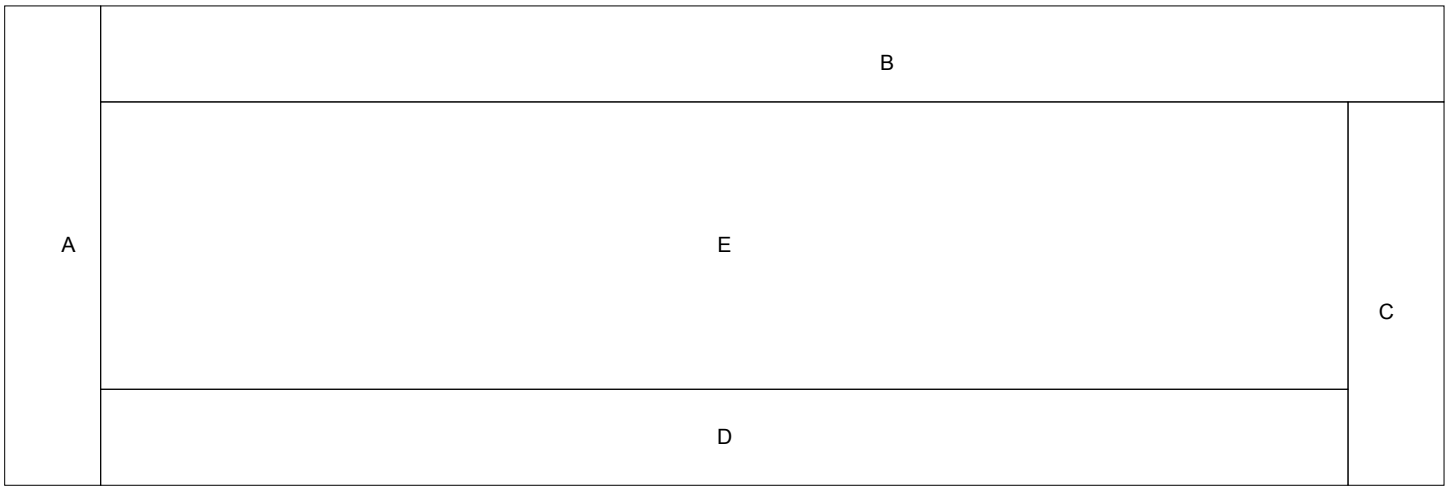
F f

Bd

Pp

Large Block



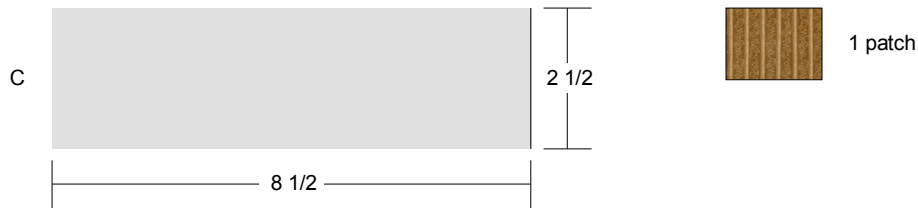
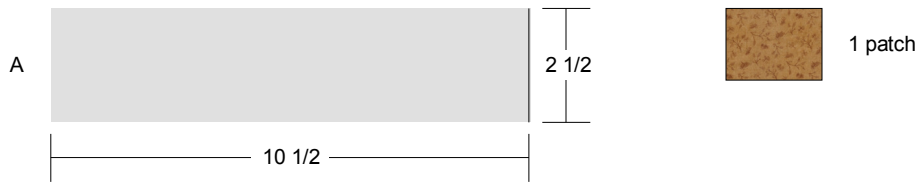
Key Block (5/20 actual size)



Instructions for "Large Block" as 30.00 by 10.00 (inches) block, printed from EQ6!


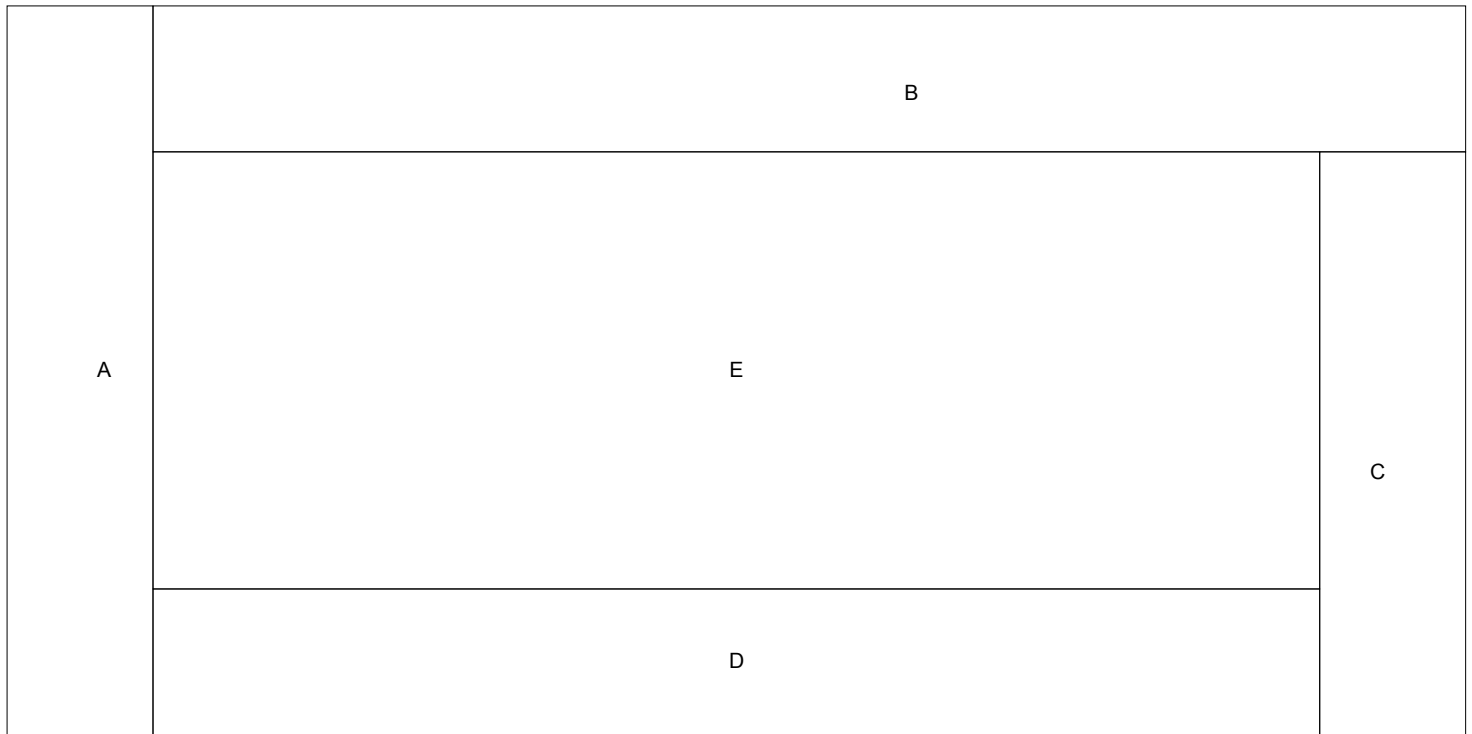
Cutting Diagrams

Patch Count



Smaller Block

Key Block (19/50 actual size)



Cutting Diagrams

Patch Count

