

Cuppa Joe ~ 6 1/2 inch blocks

© Cindy Rodenmayer 2010



What you will find in this pattern packet are the templates for making a 6 1/2 inch block.

I have not included instructions for making and finishing a quilt. The picture shown is for inspiration only. Let it be the springboard for your imagination and have fun creating your quilt!

I designed this using Electric Quilt 7, a program which I highly recommend.

Appliqué is a very free spirited way of quilt making. I do machine appliqué and you will find my designs are ideally suited for this method. For those of you, who would rather appliqué by hand, please remember to add your seam allowance when tracing the templates.

This is my original design. All rights are reserved. You are welcome to print and save this file for your personal use. You may not copy or distribute the pattern by any means, electronic or otherwise without my permission.

Sindy Rodenmayer

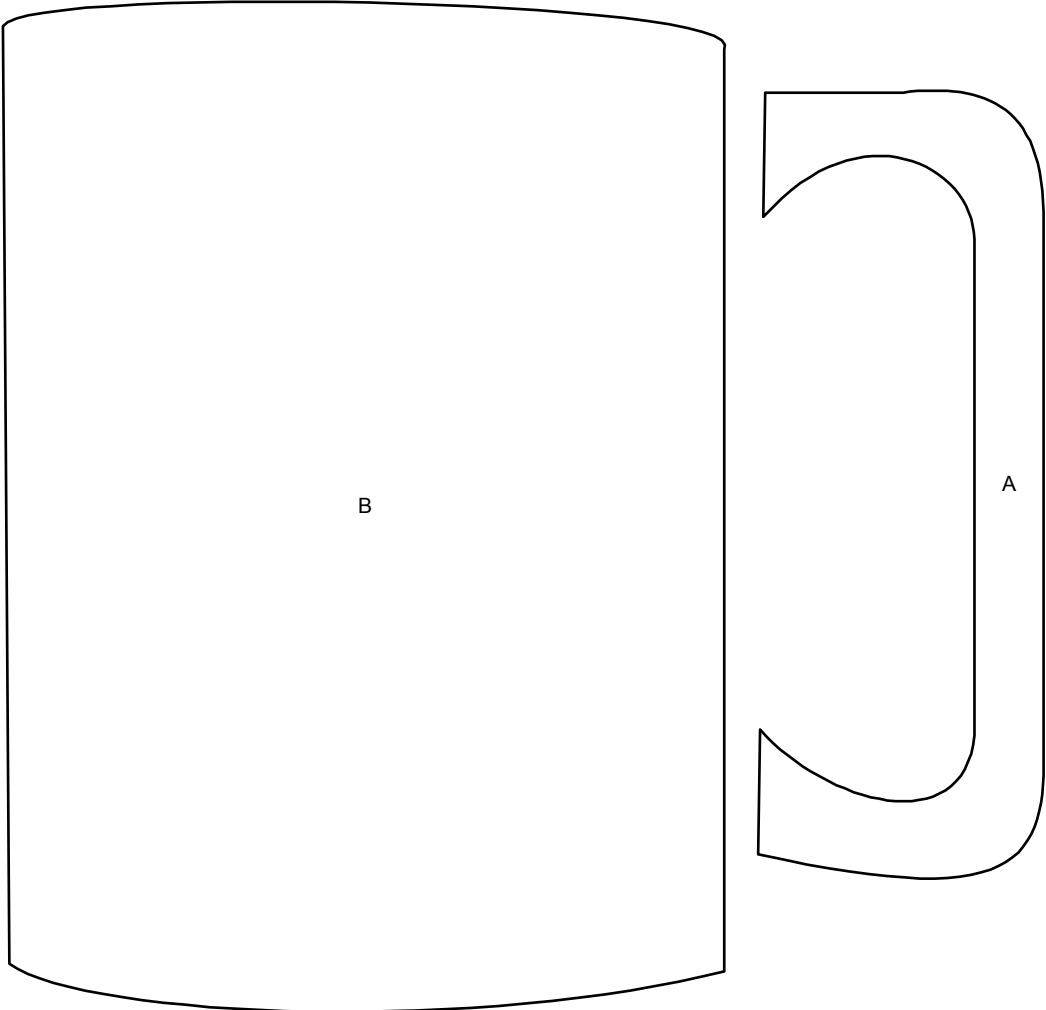
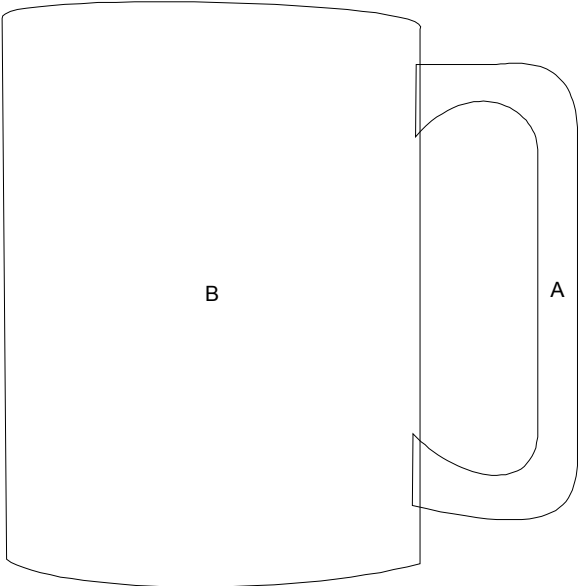
1341 Kynn Drive

Garland Texas, 75041

s_rodenmayer@yahoo.com


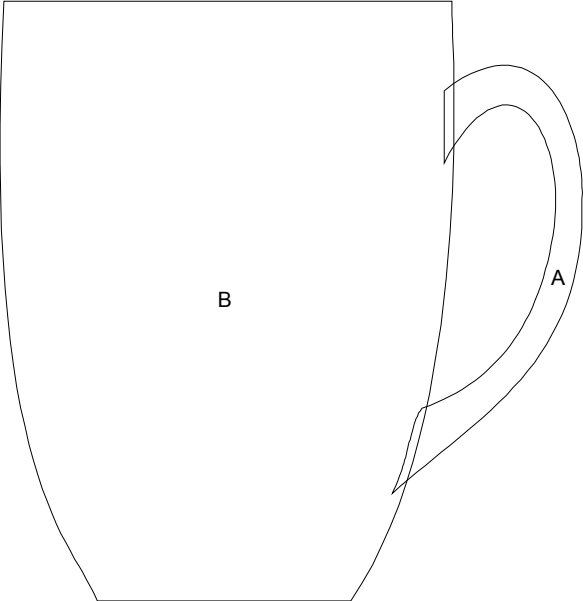
Coffee Mug #1 - SRodenmayer

Key Block (29/50 actual size)



Coffee Mug #2 - SRodenmayer

Key Block (29/50 actual size)



Coffee Mug #3 - SRodenmayer

Key Block (29/50 actual size)

