

# Daughter

© Cindy Rodenmayer 2011



Finished size will be 70 x 70 inches

This quick and easy quilt is made from two different sized blocks with the lettering appliquéd on.

When tracing your templates for the letters, be sure to REVERSE them. Otherwise your lettering will read backwards.

Yardage Estimate – based on 40 inch bolts

Center of Blocks – 2 yards

1st Border Print – 1 yard

2nd Border Print – 1 yard

8 Prints – ½ yard each

Lettering Fabric - 1 yard

1st Border Set –

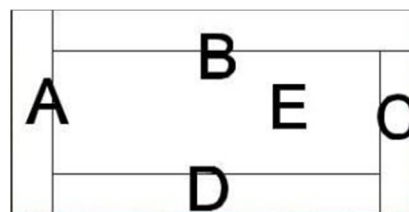

Cut 2 – 2.5 x 60.5

Cut 2 – 2.5 x 64.5

2nd Border Set –

Cut 2 – 3.5 x 64.5

Cut 2 – 3.5 x 70.5



6 Large Blocks – 30.5 x 10.5 unfinished

A – cut 6 – 10.5 x 2.5

B- cut 6 - 28.5 x 2.5

C- cut 6 – 8.5 x 2.5

D- cut 6 – 26.5 x 2.5

E- cut 6 – 26.5 x 6.5

9 Small Blocks – 20.5 x 10.5 unfinished

A- cut 9 - 10.5 x 2.5

B- cut 9 - 18.5 x 2.5

C- cut 9 - 8.5 x 2.5

D- cut 9 - 16.5 x 2.5

E- cut 9 - 16.5 x 6.5

Assemble your 6 large blocks –

Begin by sewing patch D onto patch E. Press your seams.

Sew patch C onto the right hand side of you ED. Press.

Sew Patch B onto your EDC. Press..

Last sew patch A onto the left hand side of your EDCB.

Press

Assemble your 9 small blocks –

Begin by sewing patch D onto patch E. Press your seams.

Sew patch C onto the right hand side of you ED. Press.

Sew Patch B onto your EDC. Press..

Last sew patch A onto the left hand side of your EDCB.

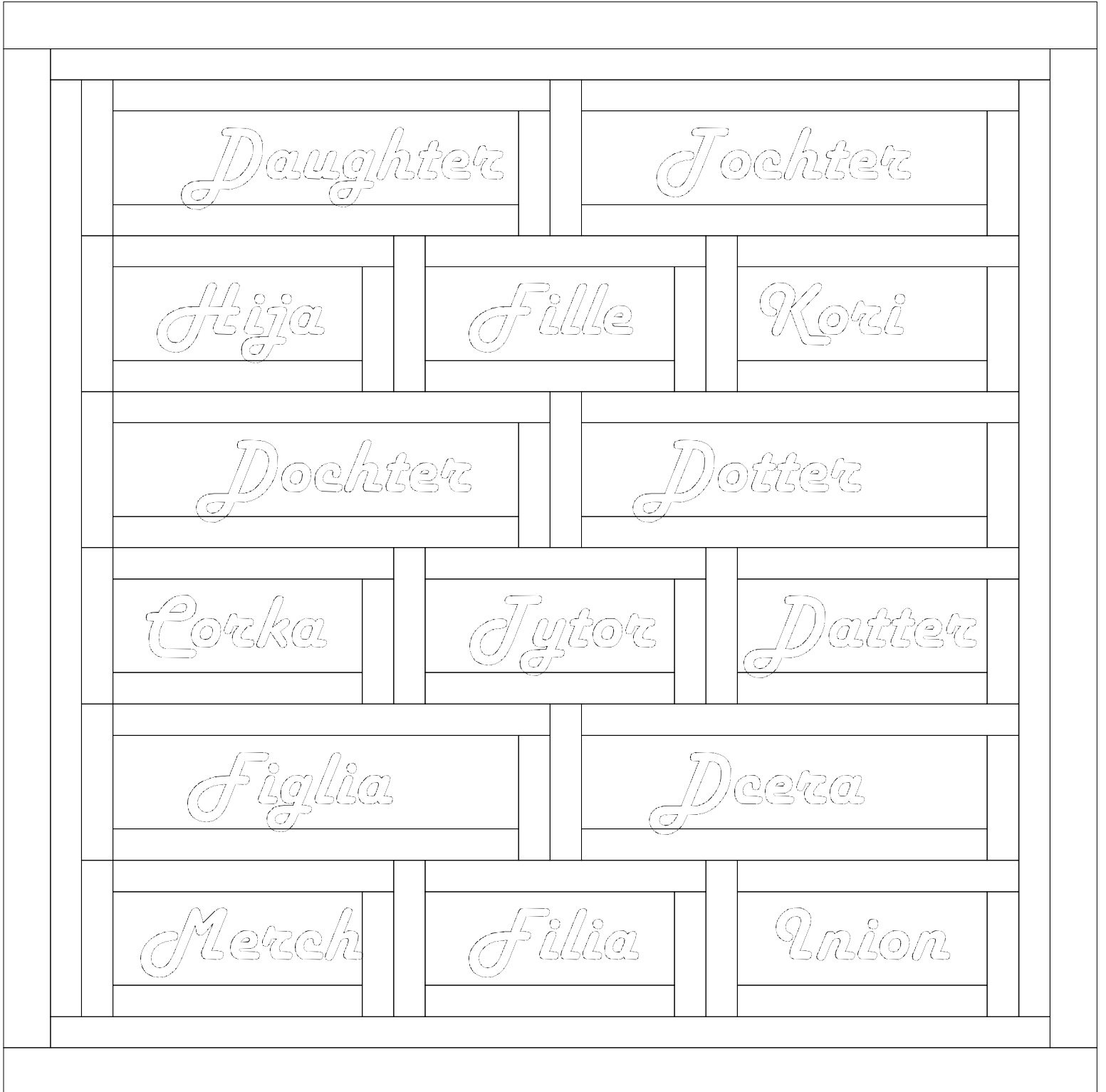
Press.

This is my original design.

The copyright for this pattern allows you to make one copy of this pattern for your personal use only. You may not copy this pattern to give it to others or teach it to others without the express permission from the designer. You may not copy or distribute the pattern by any means, electronic or otherwise. All rights are reserved. Cindy Rodenmayer, 1341 Kynn Drive, Garland Texas, 75041. [s.rodenmayer@yahoo.com](mailto:s.rodenmayer@yahoo.com) [www.fatcatpatterns.com](http://www.fatcatpatterns.com)

# Daughter

Overall Size: 70.00 by 70.00 inches



# Daughter

© Cindy Rodenmayer 2011

Daughter – English

Dochter – Dutch

Filha – Portuguese

Tytar – Finnish

Figlia – Italian

Filica – Romanian

Fille – French

Tochter – German

Hija – Spanish

Dcera – Czech

Kori – Greek

Datter – Norwegian and Danish

Dotter – Swedish

Corka – Polish

Inion – Irish

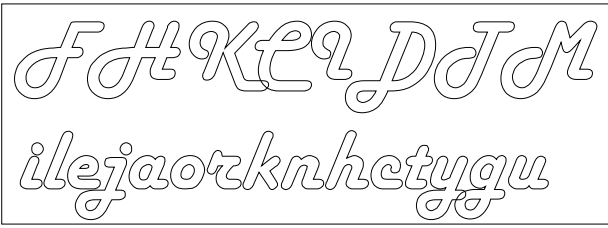
Filia - Latin

This is my original design.

The copyright for this pattern allows you to make one copy of this pattern for your personal use only. You may not copy this pattern to give it to others or teach it to others without the express permission from the designer. You may not copy or distribute the pattern by any means, electronic or otherwise. All rights are reserved. Cindy Rodenmayer, 1341 Kynn Drive, Garland Texas, 75041. [s.rodenmayer@yahoo.com](mailto:s.rodenmayer@yahoo.com) [www.fatcatpatterns.com](http://www.fatcatpatterns.com)

# Text Templates

Key Block (9/100 actual size)



ofhL

mk

T t

O o

q e c

n a

R L

U F

E

U

i F